

MI Series
SMD Multilayer Inductor
Size 1206

CHARACTERISTICS

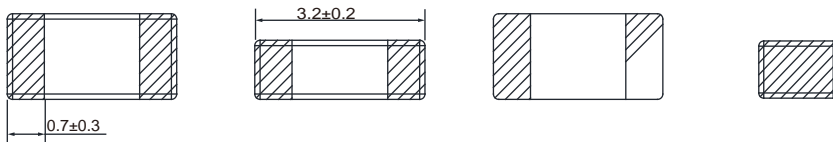
-
-
-
-

APPLICATION


-
-

Dimensions: [mm]

Land Pattern: [mm]

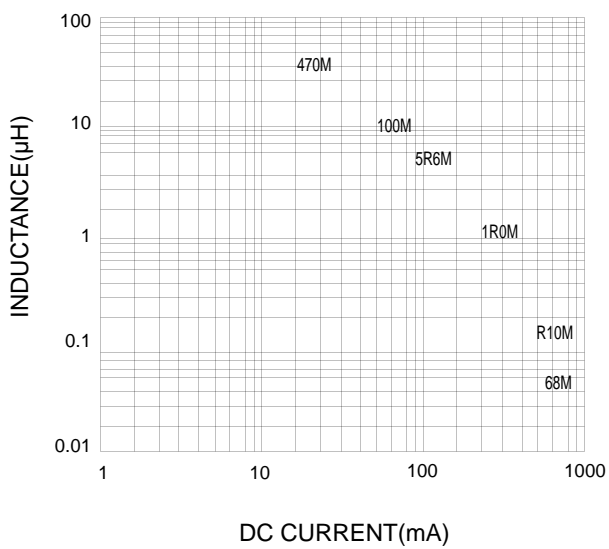


Electrical Properties:



Typical Electrical Characteristics:

Inductance VS. DC Current Characteristics:



Impedance VS. Frequency Characteristics: Te63 rature Ris

