


# FHC Series

## SMD Flat Wire High Current Inductor

### Size 1040



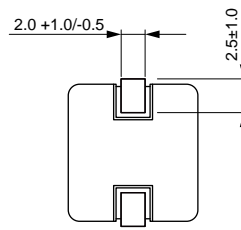
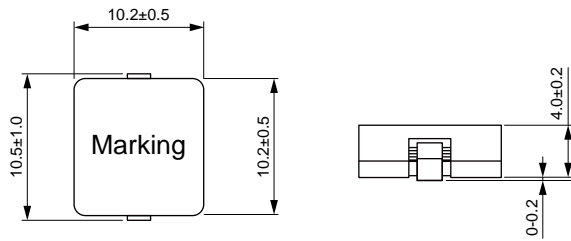
#### CHARACTERISTICS

- Low Rdc with flat wire design
- Low copper losses at high frequency
- Magnetic shielded structure
- Quantity: 800pcs

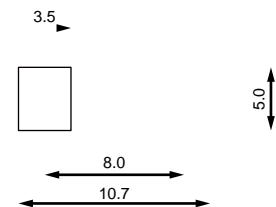
#### APPLICATION

- High current DC/DC converter
- LC filter

#### Dimensions: [mm]



#### Land Pattern: [mm]



#### Electrical Properties:

Part No	Inductance	Tolerance	Temperature Rise Current	Current	DC Resistance Typ.	DC Resistance Max.
FHC1040-R15M	0.15	±20%	25.0	60.0	0.58	0.60
FHC1040-R30M	0.30	±20%	22.0	50.0	1.10	1.20
FHC1040-R56M	0.56	±20%	20.0	30.0	1.60	1.80
FHC1040-1R0M	1.00	±20%	16.0	20.0	3.30	3.60
FHC1040-1R5M	1.50	±20%	14.0	17.0	5.30	5.80
FHC1040-2R0M	2.00	±20%	11.0	13.0	7.30	8.00
FHC1040-2R8M	2.80	±20%	9.50	11.0	10.6	11.7
FHC1040-4R3M	4.30	±20%	8.00	8.00	14.1	15.5
FHC1040-5R6M	5.60	±20%	6.70	7.50	20.6	22.7


Operating Temperature: -40 °C to +125 °C

Temperature Rise Current: the actual value of DC current when the temperature rise is T50C


Saturation Current that will cause initial inductance to drop approximately 30%

INDUCTANCE( $\mu$ H)

0



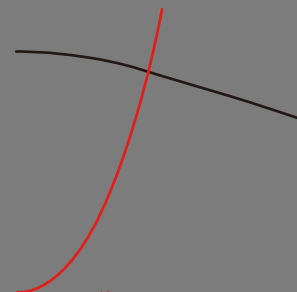
INDUCTANCE( $\mu$ H)



INDUCTANCE( $\mu$ H)

10

DC CURRENT(A)



TEMP-RISE(°C)