

FBA Series

Chip Ferrite Bead SMD Type Size 0805

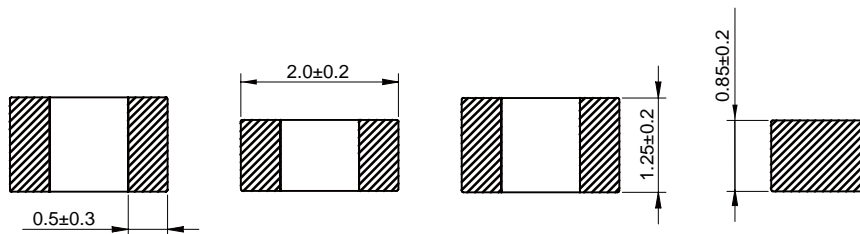


FEATURES

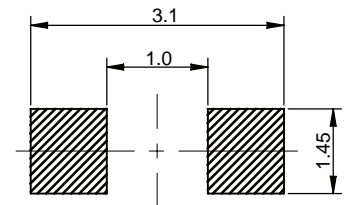
- E}• Œ μ Ÿ}v •}oμŸ}v (}Œ P v Œ o •}Pv o
- s Œ}}μ• (Œ <μ v Ç Z Œ š Œ}•Ÿ • Á}šZ î u
-]+ Œ v š (šμŒ • (}Œ }μv š Œu •μŒ • P
- šZ]vP (Œ}u P v Œ o •}Pv o • š}Z]PZr•%
- rŸîîî <μ o].
- K% Œ ŸvP š u% Œ šμŒ Wrññš} =íñîš
-

APPLICATION

Dimensions: [mm]



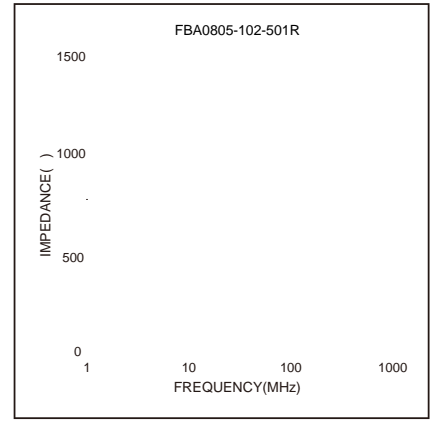
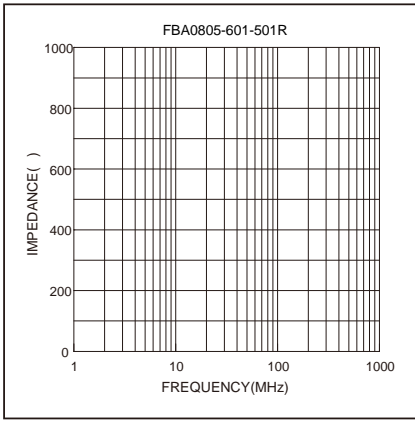
Land Pattern: [mm]



Electrical Properties:

| | Impedance @ 100MHz () | DC Resistance Max. () | Temperature Rise Current Max. (mA) |
|------------------|------------------------------|------------------------------|---|
| & îðîñrîíîrðîíZ | íí | | |
| & îðîñrîóîrðîíZ | íó | | |
| & îðîñrîðîrðîíZ | îð | | |
| & îðîñrîîîrðîíZ | îî | | |
| & îðîñrðîîrðîíZ | ðî | | |
| & îðîñròîîrðîíZ | òî | | |
| & îðîñrîíîrðîíZ | íîî | | |
| & îðîñrîñîrðîíZ | íñî | | |
| & îðîñrîîrðîíZ | îîî | | |
| & îðîñrðóîrðîíZ | ðóî | | |
| & îðîñròîîrñîíZ | òîî | | |
| & îðîñrîíîrðîíZ | íîîî | | |
| & îðîñrîíîrñîíZ | íîîî | | |
| & îðîñrîñîrîñîíZ | íñîî | | |
| & îðîñrîîîrîñîíZ | îîîî | | |
| & îðîñrîîîrðîíZ | îîîî | | |


Typical Electrical Characteristics:



Soldering Reflow:

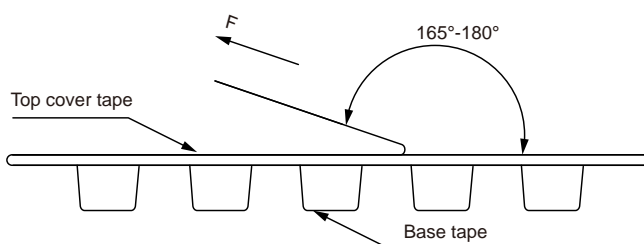
Packaging Information:

Tape Dimension:



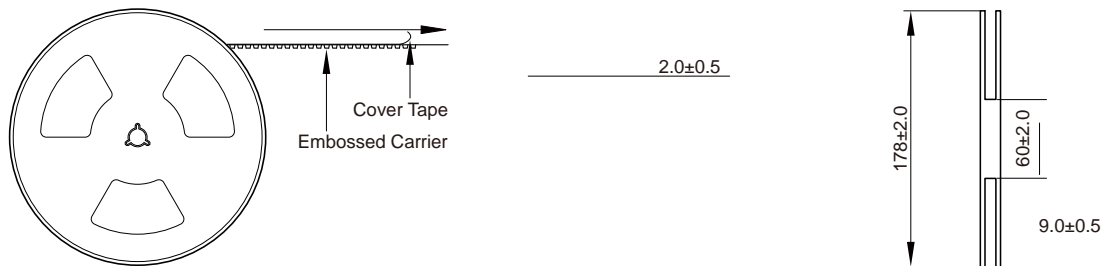
| Series | A0 (mm) | B0 (mm) | D (mm) | P0 (mm) | P1 (mm) | W (mm) | K0 (mm) | E (mm) | T (mm) |
|--------|-----------|-----------|---------|---------|---------|---------|-----------|----------|-----------|
| 0805 | 1.30±0.05 | 2.10±0.05 | 1.5±0.1 | 4.0±0.1 | 4.0±0.1 | 8.0±0.3 | 0.95±0.05 | 1.75±0.1 | 0.95±0.05 |

Peel force of top cover tape:



The peel force of top cover tape shall be between 0.14 to 0.58 N

Reel Dimension: [mm]



Cautions and Warnings:

Storage Conditions:

- The storage period is within 12 months after the completion of production. Be sure to follow the storage conditions (temperature: -5 to 35°C , humidity: 75% RH Max). If the storage period elapses, the soldering of the terminal electrodes may deteriorate. The warranty period is one year.
- Product should not be exposed to environment with high temperature, high humidity, dust, corrosive gas and etc.
- Products should be handled with care to avoid damage or contamination from perspiration and skin oils.
- Please always handle products carefully to prevent any damage caused by dropping down or inappropriate removing.

Operation Instructions:

- Self heating (temperature increase) occurs when the power is turned ON, so the tolerance should be sufficient for the set thermal design.
- Before soldering, be sure to preheat components. The preheating temperature should be set so that the temperature difference between the solder temperature and chip temperature does not exceed 150°C .
- Soldering corrections after mounting should be within the range of the conditions determined in the specifications. If overheated, a short circuit, performance deterioration, or lifespan shortening may occur.
- Generally, Kohler might not be familiar with either customer's specific application or actual requests as customer does. As a result customer shall be responsible for checking and confirming whether Kohler product with the performance described in the product specification is suitable for using in customer's particular application or not.